

Scaled data based on original data using  
LM-79-08 Approved Method: Electrical and Photometric Measurements of Solid-  
State Lighting Products

Test Report Prepared for  
Cooper Lighting Solutions  
(formerly Eaton)

Brand: INVUE

Report Number: P173297

Luminaire Tested: **ENC-EXX-LED-E1-SLL-7030-ULG-CWB**

Issue Date: 03/03/2020

**Test Information**

Test Method: LM-79-08  
Report Number: P173297  
REPORT IS FROM IESNA LM-79-08 TEST DATA - UPLIGHT (P20107) AND DOWNLIGHT  
Test Lab: INNOVATION CENTER-P3  
Issue Date: 03/03/2020  
Manufacturer: COOPER LIGHTING SOLUTIONS (FORMERLY EATON)  
Product Line: INVUE  
Catalog Number: ENC-EXX-LED-E1-SLL-7030-ULG-CWB  
Description: ENTRI LED LUMINAIRE WITH UPLIGHT, EMERGENCY MODE  
LIGHTBARS WITH AccuLED OPTICS - 90° SPILL LIGHT ELIMINATOR LEFT  
Light Source: (42) 3000K CCT, 70 CRI LEDs  
Ballast/Driver: -

**Summary**

Lumens per Lamp: N/A  
Luminaire Lumens: 1542 lumens  
Efficiency: N/A  
Efficacy: 280.4 lumens/watt  
Luminous Opening: Rectangular (W 0.33' x L: 1' x H: 0')  
IES Classification: Type IV - Short - Non-Cutoff  
BUG Rating: B0 - U3 - G1

Input Watts (W): 5.5  
Input Voltage (V): NR  
Input Current (Ain): NR  
Voltage Rise (V): NR  
Power Factor: NR  
Total Harmonic Distortion (THDi): NR  
Frequency (hertz): 60  
Stabilization Time: NR  
Operation Time: NR  
Ambient Temperature (°C): NR  
Test Distance: 25 FT

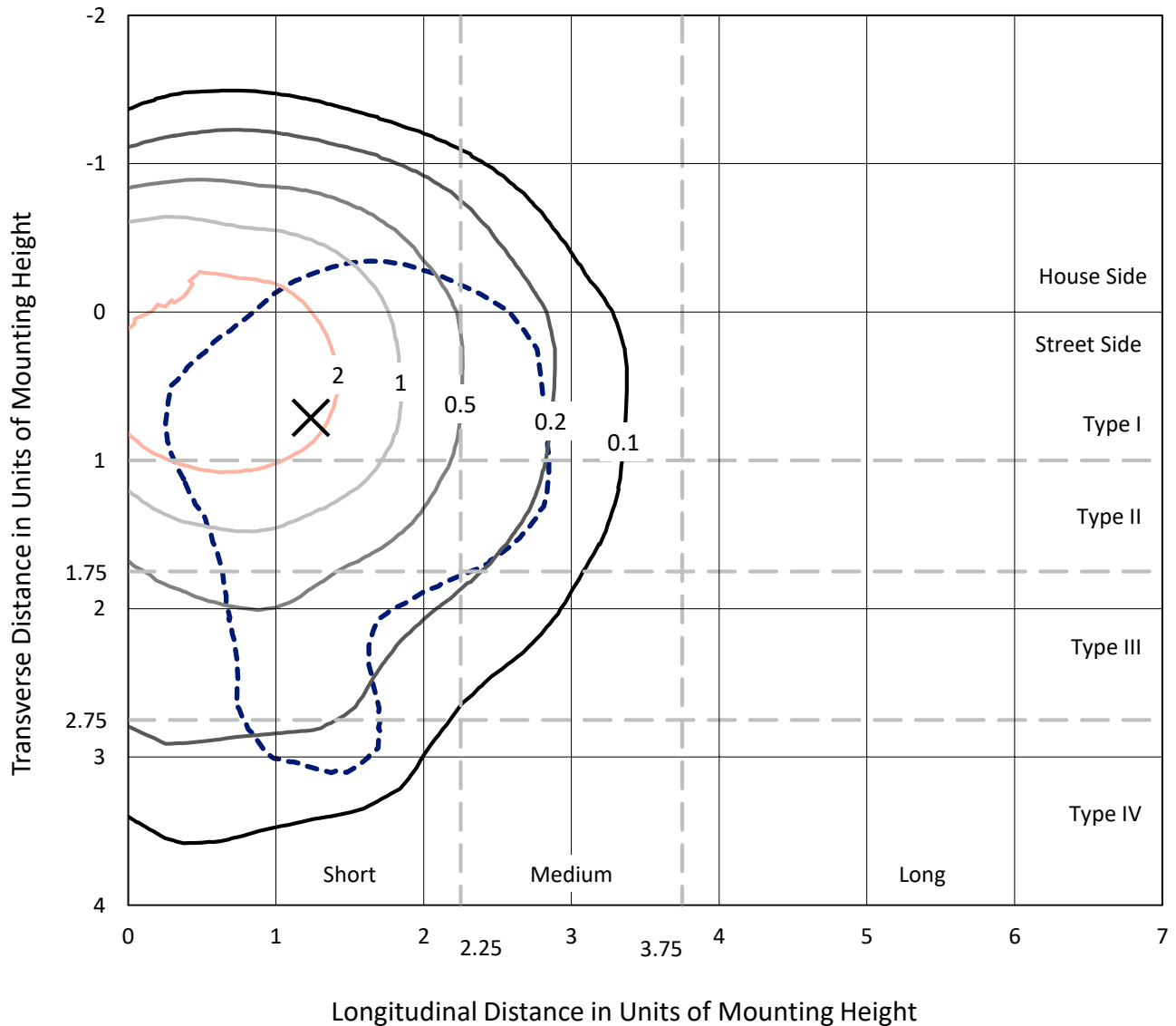


REPORT NUMBER: P173297

CATALOG NUMBER: ENC-EXX-LED-E1-SLL-7030-ULG-CWB

### Iso-Footcandle Lines of Horizontal Illumination

✕ Max cd  
 - - - 1/2 Max cd

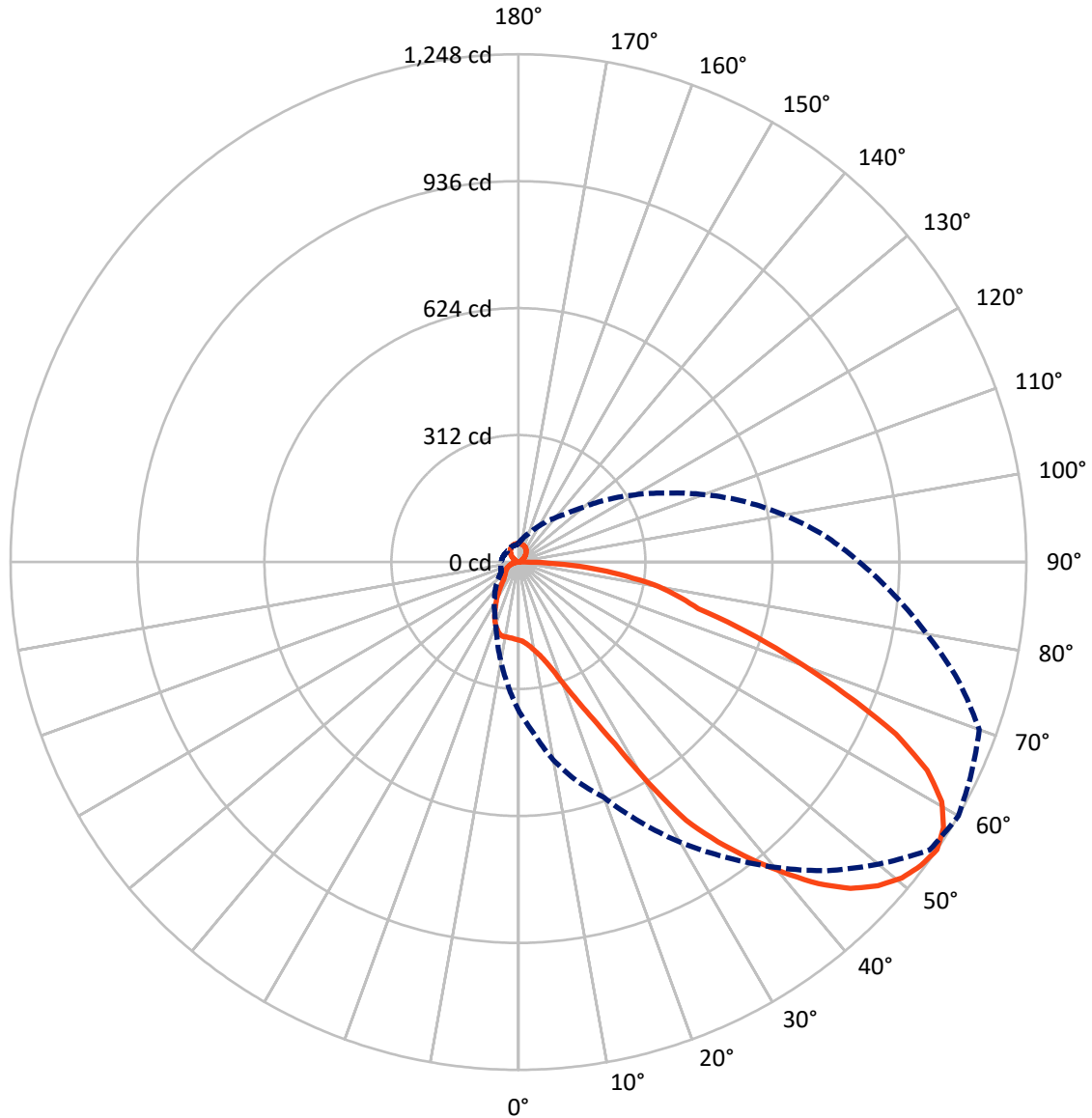


Based on 10 foot mounting height. Maximum calculated value = 4.7 fc  
 Type IV - Short - Non-Cutoff

REPORT NUMBER: P173297

CATALOG NUMBER: ENC-EXX-LED-E1-SLL-7030-ULG-CWB

### Luminous Intensity Polar Plot



— Vertical Plane Through 60-Deg Lateral      - - - Horizontal Cone Through 55-Deg Vertical

REPORT NUMBER: P173297

CATALOG NUMBER: ENC-EXX-LED-E1-SLL-7030-ULG-CWB

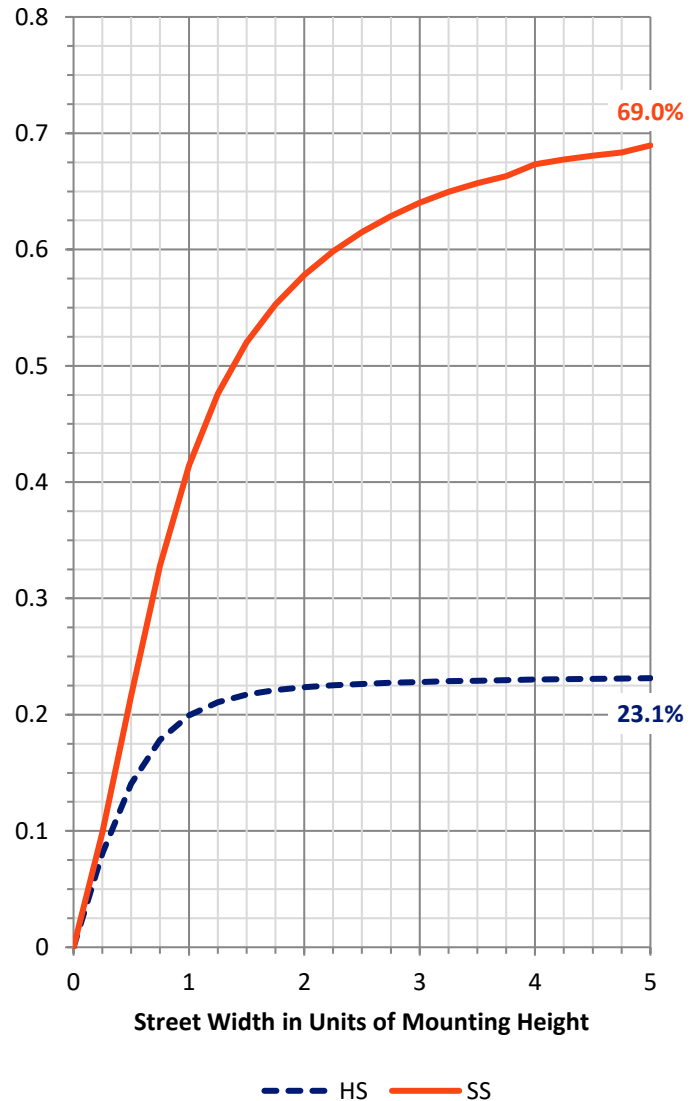
**FLUX DISTRIBUTION:**

		Downward	Upward	Total
<b>House Side</b>	Lumens	359.9	51.1	411.0
	% Fixture	23.3	3.3	26.7
<b>Street Side</b>	Lumens	1080.0	51.1	1131.0
	% Fixture	70.0	3.3	73.3
<b>Total</b>	Lumens	1439.9	102.1	1542.0
	% Fixture	93.4	6.6	100.0

**Coefficient of Utilization**

**ZONAL LUMENS:**

Zone	Lumens	% Fixture
0°-10°	18.9	1.2
10°-20°	62.1	4.0
20°-30°	120.6	7.8
30°-40°	189.5	12.3
40°-50°	253.3	16.4
50°-60°	297.2	19.3
60°-70°	282.0	18.3
70°-80°	170.2	11.0
80°-90°	46.1	3.0
90°-100°	0.4	0.0
100°-110°	4.0	0.3
110°-120°	8.2	0.5
120°-130°	13.9	0.9
130°-140°	19.4	1.3
140°-150°	21.2	1.4
150°-160°	18.4	1.2
160°-170°	12.4	0.8
170°-180°	4.3	0.3
0°-90°	1439.9	93.4
0°-180°	1542.0	100.0



REPORT NUMBER: P173297

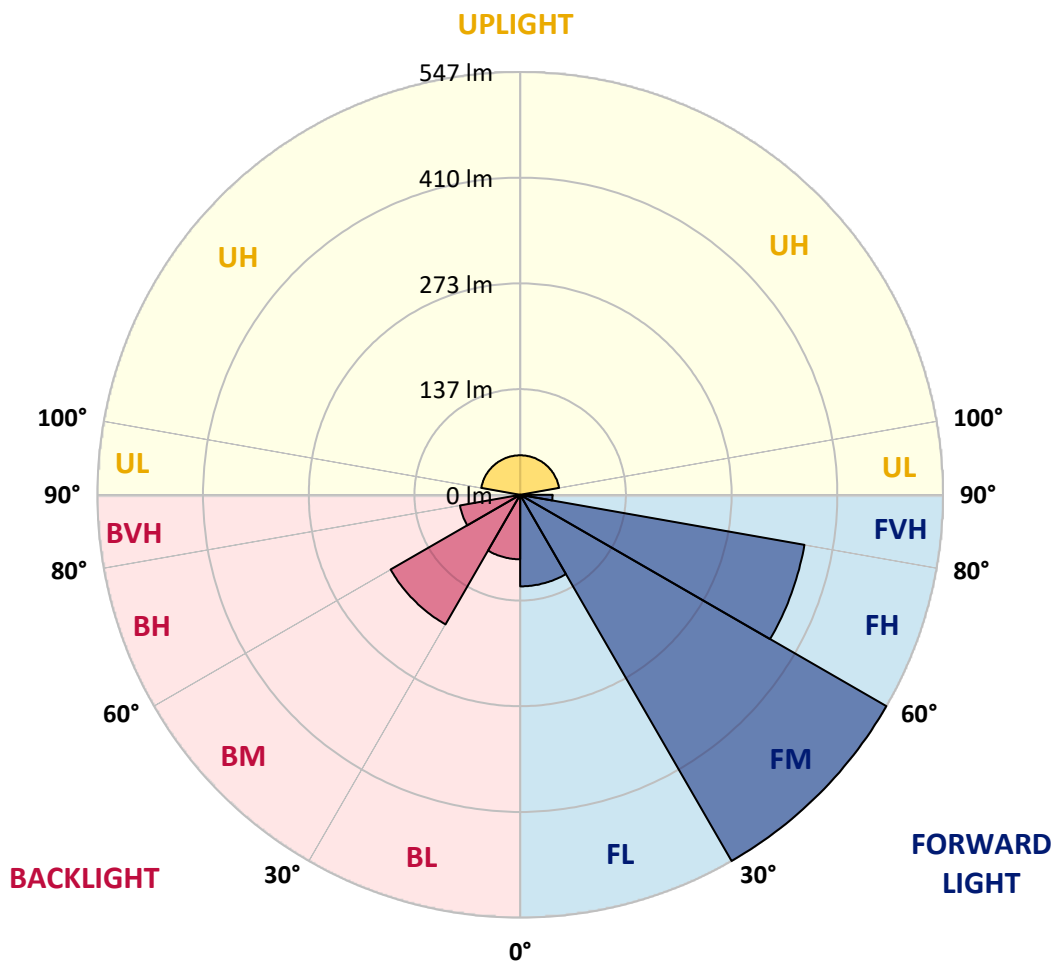
CATALOG NUMBER: ENC-EXX-LED-E1-SLL-7030-ULG-CWB

**LUMINAIRE CLASSIFICATION SYSTEM LUMEN TABLE AND BUG RATING:**

Zone		Lumens	% Fixture	Zone Rating/Lumen Limit		
				B	U	G
FL	(0°-30°)	118.3	7.7			
FM	(30°-60°)	546.6	35.4			
FH	(60°-80°)	373.1	24.2			G0/660
FVH	(80°-90°)	41.9	2.7			G1/100
BL	(0°-30°)	83.3	5.4	B0/110		
BM	(30°-60°)	193.4	12.5	B0/220		
BH	(60°-80°)	79.0	5.1	B0/110		G0/110
BVH	(80°-90°)	4.2	0.3			G0/10
UL	(90°-100°)	0.4	0.0		U1/10	
UH	(100°-180°)	51.1	3.3		U3/500	

**BUG Rating: B0-U3-G1**

Type IV Short





REPORT NUMBER: P173297

CATALOG NUMBER: ENC-EXX-LED-E1-SLL-7030-ULG-CWB

**CANDELA DISTRIBUTION (FULL):**

	0°	5°	10°	15°	20°	25°	30°	35°	40°	45°	50°
0°	191.9	191.9	191.9	191.9	191.9	191.9	191.9	191.9	191.9	191.9	191.9
2.5°	196.1	195.7	196.1	195.7	195.7	195.7	196.1	195.7	194.9	194.9	195.2
5°	200.8	200.8	200.8	201.1	201.1	201.4	202.0	201.4	201.1	202.5	201.4
7.5°	206.4	206.4	207.3	207.6	208.5	208.5	209.7	209.4	210.5	211.4	210.5
10°	215.0	214.1	216.2	216.2	218.5	218.8	220.0	220.3	222.4	224.1	222.7
12.5°	227.4	228.0	231.6	232.1	235.1	235.1	235.1	236.3	237.7	238.9	237.4
15°	249.6	250.8	255.5	255.8	260.8	258.8	261.1	261.4	261.1	262.0	259.9
17.5°	278.3	281.5	288.3	289.8	292.2	296.3	296.3	295.7	297.2	298.1	292.5
20°	313.5	319.1	326.8	329.7	336.2	343.3	343.0	341.8	342.1	339.8	333.6
22.5°	353.1	365.8	378.5	383.2	388.0	396.8	402.5	400.7	402.2	396.8	391.2
25°	398.3	419.0	438.2	445.3	462.5	478.2	480.5	479.3	472.8	467.8	462.2
27.5°	426.1	453.3	479.7	497.7	527.0	552.1	557.1	565.4	567.5	571.6	558.0
30°	432.0	466.0	498.9	526.4	561.6	591.4	624.5	649.1	665.7	678.6	669.8
32.5°	436.2	474.6	511.0	545.6	574.5	618.0	659.7	696.1	744.6	762.3	779.2
35°	437.3	481.4	522.5	561.6	599.1	642.3	686.9	726.8	792.5	845.1	881.2
37.5°	435.6	486.5	534.6	582.3	626.9	674.5	721.5	760.5	824.4	892.5	941.0
40°	428.5	484.7	539.7	593.2	647.3	706.2	760.0	802.3	862.0	942.4	1006.9
42.5°	419.3	477.3	537.9	596.7	657.7	726.8	791.9	843.4	909.3	990.6	1063.9
45°	407.8	468.1	530.8	592.9	658.5	735.4	809.7	875.6	945.7	1036.2	1106.8
47.5°	393.6	455.1	521.3	584.3	652.6	735.7	817.9	893.3	970.2	1067.5	1143.8
50°	380.3	441.5	510.7	572.8	641.4	728.3	817.0	901.3	985.3	1085.8	1166.0
52.5°	369.9	430.0	501.5	563.6	628.4	716.2	808.2	897.5	987.7	1088.2	1170.1
55°	363.4	420.5	493.8	557.4	615.4	703.2	794.6	884.2	978.8	1072.5	1154.7
57.5°	364.3	418.7	489.4	556.2	605.9	691.9	779.2	865.3	951.3	1040.6	1125.5
60°	373.5	422.6	487.0	547.9	611.8	693.1	772.4	844.2	913.1	995.3	1074.6
62.5°	396.5	438.8	490.9	553.6	624.0	704.4	768.0	811.7	852.8	935.0	1015.8
65°	440.3	477.0	518.7	573.7	642.6	720.0	749.9	758.8	785.1	863.5	943.6
67.5°	483.2	526.7	550.3	585.5	650.0	724.5	728.3	690.2	689.6	765.9	823.8
70°	524.6	587.6	597.0	616.5	660.6	719.8	705.9	632.2	598.8	609.2	642.9
72.5°	497.4	591.7	598.5	604.4	630.8	685.8	669.8	570.4	495.6	482.3	520.4
75°	379.7	499.4	515.4	505.1	519.6	561.6	558.6	480.8	455.4	464.3	479.0
77.5°	273.2	385.0	419.6	385.9	382.0	409.3	401.6	408.1	456.3	469.3	465.7
80°	158.5	244.5	293.9	261.7	250.2	267.3	297.5	343.0	395.7	423.7	429.1
82.5°	99.1	144.3	196.4	183.9	168.3	198.4	245.2	277.1	303.1	328.8	330.3
85°	42.9	61.8	95.8	100.5	124.5	151.4	188.7	197.8	226.2	246.0	228.9
87.5°	1.5	1.5	23.1	34.3	60.9	109.4	148.2	132.5	134.3	117.7	109.7
90°	0.0	0.0	0.0	0.0	0.0	0.0	0.0	0.0	0.0	0.0	0.0
92.5°	0.0	0.0	0.0	0.0	0.0	0.0	0.0	0.0	0.0	0.0	0.0
95°	0.2	0.2	0.2	0.2	0.2	0.2	0.2	0.2	0.2	0.2	0.2
97.5°	0.5	0.5	0.5	0.5	0.5	0.5	0.5	0.5	0.5	0.5	0.5
100°	1.6	1.6	1.6	1.6	1.6	1.6	1.6	1.6	1.6	1.6	1.6
102.5°	2.8	2.8	2.8	2.8	2.8	2.8	2.8	2.8	2.8	2.8	2.8
105°	3.8	3.8	3.8	3.8	3.8	3.8	3.8	3.8	3.8	3.8	3.8
107.5°	4.8	4.8	4.8	4.8	4.8	4.8	4.8	4.8	4.8	4.8	4.8
110°	5.8	5.8	5.8	5.8	5.8	5.8	5.8	5.8	5.8	5.8	5.8



REPORT NUMBER: P173297

CATALOG NUMBER: ENC-EXX-LED-E1-SLL-7030-ULG-CWB

**CANDELA DISTRIBUTION (continued):**

	0°	5°	10°	15°	20°	25°	30°	35°	40°	45°	50°
112.5°	6.9	6.9	6.9	6.9	6.9	6.9	6.9	6.9	6.9	6.9	6.9
115°	8.1	8.1	8.1	8.1	8.1	8.1	8.1	8.1	8.1	8.1	8.1
117.5°	9.6	9.6	9.6	9.6	9.6	9.6	9.6	9.6	9.6	9.6	9.6
120°	11.3	11.3	11.3	11.3	11.3	11.3	11.3	11.3	11.3	11.3	11.3
122.5°	13.2	13.2	13.2	13.2	13.2	13.2	13.2	13.2	13.2	13.2	13.2
125°	15.5	15.5	15.5	15.5	15.5	15.5	15.5	15.5	15.5	15.5	15.5
127.5°	17.9	17.9	17.9	17.9	17.9	17.9	17.9	17.9	17.9	17.9	17.9
130°	20.4	20.4	20.4	20.4	20.4	20.4	20.4	20.4	20.4	20.4	20.4
132.5°	22.8	22.8	22.8	22.8	22.8	22.8	22.8	22.8	22.8	22.8	22.8
135°	25.2	25.2	25.2	25.2	25.2	25.2	25.2	25.2	25.2	25.2	25.2
137.5°	27.6	27.6	27.6	27.6	27.6	27.6	27.6	27.6	27.6	27.6	27.6
140°	29.9	29.9	29.9	29.9	29.9	29.9	29.9	29.9	29.9	29.9	29.9
142.5°	32.1	32.1	32.1	32.1	32.1	32.1	32.1	32.1	32.1	32.1	32.1
145°	34.0	34.0	34.0	34.0	34.0	34.0	34.0	34.0	34.0	34.0	34.0
147.5°	35.6	35.6	35.6	35.6	35.6	35.6	35.6	35.6	35.6	35.6	35.6
150°	37.3	37.3	37.3	37.3	37.3	37.3	37.3	37.3	37.3	37.3	37.3
152.5°	38.8	38.8	38.8	38.8	38.8	38.8	38.8	38.8	38.8	38.8	38.8
155°	40.0	40.0	40.0	40.0	40.0	40.0	40.0	40.0	40.0	40.0	40.0
157.5°	41.1	41.1	41.1	41.1	41.1	41.1	41.1	41.1	41.1	41.1	41.1
160°	42.2	42.2	42.2	42.2	42.2	42.2	42.2	42.2	42.2	42.2	42.2
162.5°	43.2	43.2	43.2	43.2	43.2	43.2	43.2	43.2	43.2	43.2	43.2
165°	44.0	44.0	44.0	44.0	44.0	44.0	44.0	44.0	44.0	44.0	44.0
167.5°	44.4	44.4	44.4	44.4	44.4	44.4	44.4	44.4	44.4	44.4	44.4
170°	44.5	44.5	44.5	44.5	44.5	44.5	44.5	44.5	44.5	44.5	44.5
172.5°	44.9	44.9	44.9	44.9	44.9	44.9	44.9	44.9	44.9	44.9	44.9
175°	45.5	45.5	45.5	45.5	45.5	45.5	45.5	45.5	45.5	45.5	45.5
177.5°	45.7	45.7	45.7	45.7	45.7	45.7	45.7	45.7	45.7	45.7	45.7
180°	45.6	45.6	45.6	45.6	45.6	45.6	45.6	45.6	45.6	45.6	45.6





REPORT NUMBER: P173297

CATALOG NUMBER: ENC-EXX-LED-E1-SLL-7030-ULG-CWB

**CANDELA DISTRIBUTION (continued):**

	55°	60°	65°	70°	75°	80°	85°	90°	95°	100°	105°
0°	191.9	191.9	191.9	191.9	191.9	191.9	191.9	191.9	191.9	191.9	191.9
2.5°	195.2	194.6	194.9	194.0	194.0	194.3	194.3	193.4	193.4	193.4	193.1
5°	202.0	201.4	201.1	200.5	199.6	200.2	199.3	198.7	197.8	197.5	196.7
7.5°	210.8	210.0	209.7	208.2	207.0	206.4	205.8	203.7	202.9	202.3	201.1
10°	221.2	221.2	220.6	217.6	216.8	214.7	212.6	210.3	208.5	205.8	204.3
12.5°	234.5	235.4	233.3	230.6	228.6	224.4	220.6	217.3	213.8	210.0	207.6
15°	254.3	254.9	250.8	248.4	245.2	240.4	234.5	229.2	223.8	218.5	214.1
17.5°	283.6	282.7	276.8	274.4	268.8	260.8	252.8	245.7	237.7	230.4	224.7
20°	325.9	322.3	307.0	306.1	299.0	287.7	276.2	265.8	255.2	245.7	236.3
22.5°	377.3	369.3	358.1	345.4	331.8	319.4	305.8	291.3	277.9	266.1	255.8
25°	444.5	426.7	416.4	399.2	387.4	365.5	346.6	335.0	317.0	303.4	290.1
27.5°	534.0	505.9	490.9	472.2	445.9	430.5	404.8	382.7	363.4	341.0	326.2
30°	650.3	629.6	591.7	565.7	529.3	492.1	460.4	431.4	406.3	379.4	357.5
32.5°	769.7	756.7	712.4	663.9	608.6	553.9	507.4	471.7	438.8	408.7	383.5
35°	871.1	844.2	800.8	749.9	679.0	615.7	556.8	511.3	470.5	432.9	401.3
37.5°	936.5	924.7	880.6	823.0	745.2	676.9	616.0	562.1	511.3	462.2	421.4
40°	1009.3	1002.5	965.5	894.8	823.0	739.3	669.8	613.0	558.3	499.8	446.2
42.5°	1074.3	1080.5	1042.7	980.6	897.5	803.2	729.2	666.2	603.8	544.1	482.3
45°	1132.6	1143.8	1116.0	1058.3	967.3	864.1	786.9	718.3	650.3	584.9	516.0
47.5°	1176.3	1188.5	1165.1	1119.9	1024.9	914.9	837.4	760.5	689.3	614.2	541.1
50°	1213.0	1220.1	1202.4	1162.7	1071.7	964.3	877.9	797.2	718.3	637.3	557.4
52.5°	1234.3	1238.4	1221.0	1192.3	1107.1	1001.0	909.6	822.6	738.7	653.2	568.0
55°	1233.1	1247.6	1227.8	1204.7	1118.1	1018.4	926.2	837.2	753.8	663.6	574.3
57.5°	1210.0	1231.3	1222.2	1193.5	1108.9	1017.2	928.5	845.4	763.5	667.1	571.3
60°	1165.7	1194.9	1201.4	1160.7	1072.2	984.7	906.0	836.0	754.4	651.4	553.3
62.5°	1103.0	1126.7	1143.5	1087.9	1000.4	917.3	855.8	800.5	717.4	605.0	516.0
65°	1008.4	1019.3	1024.0	972.6	886.8	831.5	791.3	743.7	651.4	539.1	458.4
67.5°	867.6	866.1	870.9	846.9	783.6	754.7	728.0	676.3	568.7	463.7	383.2
70°	689.9	720.6	746.7	721.2	681.9	652.9	630.8	569.5	454.2	358.1	291.3
72.5°	561.6	586.7	600.9	578.7	540.6	519.9	490.6	429.7	319.7	254.6	199.9
75°	474.3	456.0	464.6	450.6	415.5	385.6	368.7	301.6	209.7	168.6	124.5
77.5°	428.5	399.2	380.6	350.7	310.5	276.5	259.3	187.5	132.2	99.4	71.8
80°	378.8	338.3	289.8	241.6	207.0	186.0	174.2	107.0	72.7	57.7	41.4
82.5°	288.0	249.9	202.9	168.0	138.1	120.3	106.7	61.2	41.1	30.5	23.7
85°	184.5	170.0	155.2	138.1	115.6	92.9	71.6	44.6	30.2	17.5	13.0
87.5°	89.0	73.9	73.3	67.7	64.5	50.9	30.2	10.4	6.5	5.6	3.6
90°	0.0	0.0	0.0	0.0	0.0	0.0	0.0	0.0	0.0	0.0	0.0
92.5°	0.0	0.0	0.0	0.0	0.0	0.0	0.0	0.0	0.0	0.0	0.0
95°	0.2	0.2	0.2	0.2	0.2	0.2	0.2	0.2	0.2	0.2	0.2
97.5°	0.5	0.5	0.5	0.5	0.5	0.5	0.5	0.5	0.5	0.5	0.5
100°	1.6	1.6	1.6	1.6	1.6	1.6	1.6	1.6	1.6	1.6	1.6
102.5°	2.8	2.8	2.8	2.8	2.8	2.8	2.8	2.8	2.8	2.8	2.8
105°	3.8	3.8	3.8	3.8	3.8	3.8	3.8	3.8	3.8	3.8	3.8
107.5°	4.8	4.8	4.8	4.8	4.8	4.8	4.8	4.8	4.8	4.8	4.8
110°	5.8	5.8	5.8	5.8	5.8	5.8	5.8	5.8	5.8	5.8	5.8



REPORT NUMBER: P173297

CATALOG NUMBER: ENC-EXX-LED-E1-SLL-7030-ULG-CWB

**CANDELA DISTRIBUTION (continued):**

	55°	60°	65°	70°	75°	80°	85°	90°	95°	100°	105°
112.5°	6.9	6.9	6.9	6.9	6.9	6.9	6.9	6.9	6.9	6.9	6.9
115°	8.1	8.1	8.1	8.1	8.1	8.1	8.1	8.1	8.1	8.1	8.1
117.5°	9.6	9.6	9.6	9.6	9.6	9.6	9.6	9.6	9.6	9.6	9.6
120°	11.3	11.3	11.3	11.3	11.3	11.3	11.3	11.3	11.3	11.3	11.3
122.5°	13.2	13.2	13.2	13.2	13.2	13.2	13.2	13.2	13.2	13.2	13.2
125°	15.5	15.5	15.5	15.5	15.5	15.5	15.5	15.5	15.5	15.5	15.5
127.5°	17.9	17.9	17.9	17.9	17.9	17.9	17.9	17.9	17.9	17.9	17.9
130°	20.4	20.4	20.4	20.4	20.4	20.4	20.4	20.4	20.4	20.4	20.4
132.5°	22.8	22.8	22.8	22.8	22.8	22.8	22.8	22.8	22.8	22.8	22.8
135°	25.2	25.2	25.2	25.2	25.2	25.2	25.2	25.2	25.2	25.2	25.2
137.5°	27.6	27.6	27.6	27.6	27.6	27.6	27.6	27.6	27.6	27.6	27.6
140°	29.9	29.9	29.9	29.9	29.9	29.9	29.9	29.9	29.9	29.9	29.9
142.5°	32.1	32.1	32.1	32.1	32.1	32.1	32.1	32.1	32.1	32.1	32.1
145°	34.0	34.0	34.0	34.0	34.0	34.0	34.0	34.0	34.0	34.0	34.0
147.5°	35.6	35.6	35.6	35.6	35.6	35.6	35.6	35.6	35.6	35.6	35.6
150°	37.3	37.3	37.3	37.3	37.3	37.3	37.3	37.3	37.3	37.3	37.3
152.5°	38.8	38.8	38.8	38.8	38.8	38.8	38.8	38.8	38.8	38.8	38.8
155°	40.0	40.0	40.0	40.0	40.0	40.0	40.0	40.0	40.0	40.0	40.0
157.5°	41.1	41.1	41.1	41.1	41.1	41.1	41.1	41.1	41.1	41.1	41.1
160°	42.2	42.2	42.2	42.2	42.2	42.2	42.2	42.2	42.2	42.2	42.2
162.5°	43.2	43.2	43.2	43.2	43.2	43.2	43.2	43.2	43.2	43.2	43.2
165°	44.0	44.0	44.0	44.0	44.0	44.0	44.0	44.0	44.0	44.0	44.0
167.5°	44.4	44.4	44.4	44.4	44.4	44.4	44.4	44.4	44.4	44.4	44.4
170°	44.5	44.5	44.5	44.5	44.5	44.5	44.5	44.5	44.5	44.5	44.5
172.5°	44.9	44.9	44.9	44.9	44.9	44.9	44.9	44.9	44.9	44.9	44.9
175°	45.5	45.5	45.5	45.5	45.5	45.5	45.5	45.5	45.5	45.5	45.5
177.5°	45.7	45.7	45.7	45.7	45.7	45.7	45.7	45.7	45.7	45.7	45.7
180°	45.6	45.6	45.6	45.6	45.6	45.6	45.6	45.6	45.6	45.6	45.6



REPORT NUMBER: P173297

CATALOG NUMBER: ENC-EXX-LED-E1-SLL-7030-ULG-CWB

**CANDELA DISTRIBUTION (continued):**

	110°	115°	120°	125°	130°	135°	140°	145°	150°	155°	160°
0°	191.9	191.9	191.9	191.9	191.9	191.9	191.9	191.9	191.9	191.9	191.9
2.5°	192.5	192.2	191.6	191.6	191.3	191.0	190.7	190.7	191.0	190.4	190.1
5°	195.7	195.5	194.6	194.3	194.0	193.4	193.4	193.1	193.1	192.5	192.2
7.5°	199.6	199.0	198.4	198.1	197.2	197.2	197.2	197.8	197.8	197.8	198.1
10°	203.5	202.0	201.4	201.4	201.1	201.4	202.3	202.9	203.7	204.3	204.9
12.5°	205.5	204.0	203.5	202.9	203.7	203.7	205.2	207.0	208.5	210.0	210.5
15°	210.8	208.2	207.0	205.5	205.5	205.5	207.0	208.5	210.3	212.0	212.3
17.5°	220.0	215.3	212.9	209.7	208.8	207.6	207.6	208.2	209.4	210.8	210.8
20°	229.2	224.4	220.6	217.1	214.7	211.4	209.1	207.0	206.1	206.7	206.7
22.5°	245.7	240.1	235.4	229.5	224.1	220.0	214.1	209.1	205.2	204.0	203.2
25°	275.6	267.6	259.6	250.8	244.9	237.2	228.9	220.6	212.9	207.6	202.9
27.5°	308.7	297.8	286.2	272.3	262.9	251.3	240.4	228.6	219.1	211.1	202.5
30°	340.4	319.9	303.4	285.9	270.6	254.9	241.3	227.4	217.1	207.6	197.2
32.5°	356.0	331.8	309.3	287.4	268.8	250.8	236.0	220.3	209.4	198.7	186.3
35°	367.0	338.0	311.1	285.7	264.6	244.9	228.0	211.7	198.7	186.6	172.4
37.5°	380.6	344.2	312.6	284.2	259.6	237.2	218.2	199.9	185.1	172.1	157.3
40°	398.3	353.7	314.3	280.0	252.0	226.5	207.0	187.2	171.5	157.6	144.0
42.5°	422.9	366.7	316.4	275.0	243.4	216.8	196.7	177.4	160.9	146.1	132.5
45°	447.1	381.7	321.7	273.5	237.7	210.5	189.2	168.8	151.4	135.7	120.1
47.5°	465.1	393.0	327.4	274.4	234.5	204.0	181.3	158.5	139.0	121.8	105.9
50°	476.7	400.1	332.4	276.8	231.6	195.5	168.6	145.5	125.4	108.5	92.6
52.5°	482.6	402.2	334.2	275.9	223.8	181.9	155.0	132.8	113.5	97.0	82.8
55°	484.4	400.1	330.3	267.6	210.5	168.3	142.5	121.5	102.9	87.2	74.5
57.5°	478.2	391.2	316.7	250.8	192.8	155.2	129.2	108.8	91.1	77.2	65.7
60°	458.1	370.8	292.7	224.4	173.0	137.8	111.8	91.7	77.2	65.0	57.1
62.5°	421.4	336.2	260.2	191.6	145.8	113.8	89.3	71.8	60.0	51.4	47.3
65°	375.6	288.9	211.4	152.3	111.5	84.9	64.2	52.6	44.4	39.3	37.3
67.5°	307.0	225.9	158.2	108.5	76.9	57.7	43.5	37.3	33.7	32.2	31.6
70°	220.9	156.7	104.7	70.4	50.0	39.3	31.6	29.0	27.5	27.5	27.8
72.5°	145.5	96.7	63.9	44.9	35.5	29.6	25.7	24.5	24.5	25.1	25.4
75°	85.1	56.2	39.3	32.8	28.1	24.8	22.8	21.9	21.9	22.2	22.2
77.5°	50.3	34.6	28.1	24.8	22.8	21.3	20.1	18.9	18.6	18.6	19.5
80°	31.0	24.5	21.9	19.8	18.3	17.2	16.0	16.0	16.0	15.7	16.3
82.5°	20.1	17.5	17.2	16.5	14.8	13.6	12.4	12.4	13.0	12.4	12.7
85°	12.1	11.5	11.2	11.2	10.7	10.1	9.2	9.2	10.1	9.7	8.6
87.5°	3.2	2.9	3.9	3.6	4.1	4.1	4.1	4.7	6.2	8.0	5.9
90°	0.0	0.0	0.0	0.0	0.0	0.0	0.0	0.0	0.0	0.0	0.0
92.5°	0.0	0.0	0.0	0.0	0.0	0.0	0.0	0.0	0.0	0.0	0.0
95°	0.2	0.2	0.2	0.2	0.2	0.2	0.2	0.2	0.2	0.2	0.2
97.5°	0.5	0.5	0.5	0.5	0.5	0.5	0.5	0.5	0.5	0.5	0.5
100°	1.6	1.6	1.6	1.6	1.6	1.6	1.6	1.6	1.6	1.6	1.6
102.5°	2.8	2.8	2.8	2.8	2.8	2.8	2.8	2.8	2.8	2.8	2.8
105°	3.8	3.8	3.8	3.8	3.8	3.8	3.8	3.8	3.8	3.8	3.8
107.5°	4.8	4.8	4.8	4.8	4.8	4.8	4.8	4.8	4.8	4.8	4.8
110°	5.8	5.8	5.8	5.8	5.8	5.8	5.8	5.8	5.8	5.8	5.8



REPORT NUMBER: P173297  
 CATALOG NUMBER: ENC-EXX-LED-E1-SLL-7030-ULG-CWB

REPORT N  
 CATALOG

**CANDELA DISTRIBUTION (continued):**

**CANDELA**

	110°	115°	120°	125°	130°	135°	140°	145°	150°	155°	160°	
112.5°	6.9	6.9	6.9	6.9	6.9	6.9	6.9	6.9	6.9	6.9	6.9	0°
115°	8.1	8.1	8.1	8.1	8.1	8.1	8.1	8.1	8.1	8.1	8.1	2.5°
117.5°	9.6	9.6	9.6	9.6	9.6	9.6	9.6	9.6	9.6	9.6	9.6	5°
120°	11.3	11.3	11.3	11.3	11.3	11.3	11.3	11.3	11.3	11.3	11.3	7.5°
122.5°	13.2	13.2	13.2	13.2	13.2	13.2	13.2	13.2	13.2	13.2	13.2	10°
125°	15.5	15.5	15.5	15.5	15.5	15.5	15.5	15.5	15.5	15.5	15.5	12.5°
127.5°	17.9	17.9	17.9	17.9	17.9	17.9	17.9	17.9	17.9	17.9	17.9	15°
130°	20.4	20.4	20.4	20.4	20.4	20.4	20.4	20.4	20.4	20.4	20.4	17.5°
132.5°	22.8	22.8	22.8	22.8	22.8	22.8	22.8	22.8	22.8	22.8	22.8	20°
135°	25.2	25.2	25.2	25.2	25.2	25.2	25.2	25.2	25.2	25.2	25.2	22.5°
137.5°	27.6	27.6	27.6	27.6	27.6	27.6	27.6	27.6	27.6	27.6	27.6	25°
140°	29.9	29.9	29.9	29.9	29.9	29.9	29.9	29.9	29.9	29.9	29.9	27.5°
142.5°	32.1	32.1	32.1	32.1	32.1	32.1	32.1	32.1	32.1	32.1	32.1	30°
145°	34.0	34.0	34.0	34.0	34.0	34.0	34.0	34.0	34.0	34.0	34.0	32.5°
147.5°	35.6	35.6	35.6	35.6	35.6	35.6	35.6	35.6	35.6	35.6	35.6	35°
150°	37.3	37.3	37.3	37.3	37.3	37.3	37.3	37.3	37.3	37.3	37.3	37.5°
152.5°	38.8	38.8	38.8	38.8	38.8	38.8	38.8	38.8	38.8	38.8	38.8	40°
155°	40.0	40.0	40.0	40.0	40.0	40.0	40.0	40.0	40.0	40.0	40.0	42.5°
157.5°	41.1	41.1	41.1	41.1	41.1	41.1	41.1	41.1	41.1	41.1	41.1	45°
160°	42.2	42.2	42.2	42.2	42.2	42.2	42.2	42.2	42.2	42.2	42.2	47.5°
162.5°	43.2	43.2	43.2	43.2	43.2	43.2	43.2	43.2	43.2	43.2	43.2	50°
165°	44.0	44.0	44.0	44.0	44.0	44.0	44.0	44.0	44.0	44.0	44.0	52.5°
167.5°	44.4	44.4	44.4	44.4	44.4	44.4	44.4	44.4	44.4	44.4	44.4	55°
170°	44.5	44.5	44.5	44.5	44.5	44.5	44.5	44.5	44.5	44.5	44.5	57.5°
172.5°	44.9	44.9	44.9	44.9	44.9	44.9	44.9	44.9	44.9	44.9	44.9	60°
175°	45.5	45.5	45.5	45.5	45.5	45.5	45.5	45.5	45.5	45.5	45.5	62.5°
177.5°	45.7	45.7	45.7	45.7	45.7	45.7	45.7	45.7	45.7	45.7	45.7	65°
180°	45.6	45.6	45.6	45.6	45.6	45.6	45.6	45.6	45.6	45.6	45.6	67.5°
												70°
												72.5°
												75°
												77.5°
												80°
												82.5°
												85°
												87.5°
												90°
												92.5°
												95°
												97.5°
												100°
												102.5°
												105°
												107.5°
												110°

NUMBER: P173297  
 NUMBER: ENC-EXX-LED-E1-SLL-7030-ULG-CWB

REPORT NUMBER: P  
 CATALOG NUMBER:

**DISTRIBUTION (continued):**

**CANDELA DISTRIBUTION**

165°	170°	175°	180°	185°	190°	195°	200°	205°	210°	215°	165°	
191.9	191.9	191.9	191.9	191.9	191.9	191.9	191.9	191.9	191.9	191.9	112.5°	6.9
189.9	190.1	189.6	189.2	189.6	189.9	188.9	188.7	188.4	188.1	188.4	115°	8.1
191.9	191.9	191.0	190.4	190.4	190.1	189.2	188.9	187.8	187.5	188.4	117.5°	9.6
197.8	197.5	196.7	195.7	195.5	195.5	193.4	192.5	191.9	190.1	190.4	120°	11.3
204.6	204.6	204.9	203.7	202.3	202.0	199.6	198.1	197.2	195.7	195.2	122.5°	13.2
210.0	209.1	208.8	207.0	205.5	204.9	202.9	201.7	200.5	199.0	198.7	125°	15.5
211.7	210.0	208.8	206.7	204.9	203.7	202.0	200.8	199.3	198.4	197.8	127.5°	17.9
210.0	208.2	206.4	204.0	201.7	200.2	198.1	196.4	195.7	194.6	192.8	130°	20.4
206.1	204.0	202.0	199.0	196.4	194.3	191.9	190.4	188.7	186.9	183.3	132.5°	22.8
201.4	199.0	196.9	193.1	190.4	188.1	185.4	183.1	181.0	177.4	172.1	135°	25.2
198.1	193.1	189.6	184.2	181.3	178.3	177.1	174.8	171.8	165.6	159.1	137.5°	27.6
193.4	184.2	177.7	172.4	168.3	164.7	162.6	160.0	157.0	151.1	144.3	140°	29.9
185.4	174.8	168.6	162.9	158.2	154.4	150.5	145.5	141.6	134.8	130.1	142.5°	32.1
173.3	164.4	158.8	153.5	147.2	142.2	137.5	131.6	126.0	119.2	115.0	145°	34.0
159.7	151.7	144.6	139.0	132.5	127.5	122.4	115.6	110.3	104.1	100.2	147.5°	35.6
145.5	136.9	128.6	122.1	116.2	110.6	106.2	99.7	94.0	88.1	86.1	150°	37.3
132.8	123.0	114.2	107.7	101.1	95.5	90.8	84.0	79.3	75.1	72.7	152.5°	38.8
120.3	110.0	101.7	94.9	88.4	82.5	76.3	71.0	66.8	65.0	61.8	155°	40.0
106.5	95.8	87.8	80.4	75.1	68.9	64.2	60.6	58.0	56.5	54.4	157.5°	41.1
92.3	83.4	75.1	68.3	61.8	56.5	53.5	51.7	50.9	49.7	48.8	160°	42.2
80.7	73.0	64.8	58.2	52.4	48.5	47.0	46.1	45.6	44.9	44.6	162.5°	43.2
72.7	64.5	57.1	50.9	46.4	44.4	43.8	43.2	42.6	42.3	42.0	165°	44.0
66.5	58.2	51.4	46.1	42.9	42.3	42.0	41.4	40.8	40.8	40.2	167.5°	44.4
59.2	52.0	46.1	42.3	40.5	40.2	39.9	39.6	39.3	39.3	39.0	170°	44.5
51.4	46.1	42.3	39.6	39.0	38.4	37.8	37.3	37.0	37.6	37.8	172.5°	44.9
43.8	40.5	38.1	37.3	36.7	35.8	35.2	34.6	34.6	35.2	36.1	175°	45.5
36.4	35.2	34.6	34.0	33.7	33.4	32.8	32.2	32.2	32.2	32.8	177.5°	45.7
31.3	30.8	30.8	30.5	30.2	30.2	29.6	29.0	29.0	29.0	29.0	180°	45.6
27.5	27.8	27.8	27.8	27.5	27.2	26.9	26.3	26.0	25.4	24.8		
25.4	25.1	24.8	24.5	24.2	24.0	23.7	23.4	22.8	22.2	21.6		
22.8	22.2	21.3	21.0	20.7	20.1	20.1	19.8	19.2	18.3	17.7		
19.8	19.2	18.3	17.7	17.7	17.5	16.9	16.5	15.7	14.8	14.2		
16.0	15.1	14.2	13.9	13.6	13.3	13.0	12.7	12.4	11.5	11.2		
11.8	10.9	10.1	9.7	9.5	8.9	8.6	8.6	8.6	7.7	7.1		
7.7	6.5	5.6	4.7	4.7	4.4	3.9	3.2	2.7	1.8	1.2		
3.9	2.1	1.2	0.3	0.3	0.3	0.0	0.0	0.0	0.0	0.0		
0.0	0.0	0.0	0.0	0.0	0.0	0.0	0.0	0.0	0.0	0.0		
0.0	0.0	0.0	0.0	0.0	0.0	0.0	0.0	0.0	0.0	0.0		
0.2	0.2	0.2	0.2	0.2	0.2	0.2	0.2	0.2	0.2	0.2		
0.5	0.5	0.5	0.5	0.5	0.5	0.5	0.5	0.5	0.5	0.5		
1.6	1.6	1.6	1.6	1.6	1.6	1.6	1.6	1.6	1.6	1.6		
2.8	2.8	2.8	2.8	2.8	2.8	2.8	2.8	2.8	2.8	2.8		
3.8	3.8	3.8	3.8	3.8	3.8	3.8	3.8	3.8	3.8	3.8		
4.8	4.8	4.8	4.8	4.8	4.8	4.8	4.8	4.8	4.8	4.8		
5.8	5.8	5.8	5.8	5.8	5.8	5.8	5.8	5.8	5.8	5.8		

'173297  
 ENC-EXX-LED-E1-SLL-7030-ULG-CWB

REPORT NUMBER: P173297  
 CATALOG NUMBER: ENC-EXX-I

**TION (continued):**

**CANDELA DISTRIBUTION (con**

170°	175°	180°	185°	190°	195°	200°	205°	210°	215°		220°	225°
6.9	6.9	6.9	6.9	6.9	6.9	6.9	6.9	6.9	6.9	0°	191.9	191.9
8.1	8.1	8.1	8.1	8.1	8.1	8.1	8.1	8.1	8.1	2.5°	188.4	188.1
9.6	9.6	9.6	9.6	9.6	9.6	9.6	9.6	9.6	9.6	5°	188.4	186.6
11.3	11.3	11.3	11.3	11.3	11.3	11.3	11.3	11.3	11.3	7.5°	189.2	187.8
13.2	13.2	13.2	13.2	13.2	13.2	13.2	13.2	13.2	13.2	10°	193.1	190.7
15.5	15.5	15.5	15.5	15.5	15.5	15.5	15.5	15.5	15.5	12.5°	196.4	193.7
17.9	17.9	17.9	17.9	17.9	17.9	17.9	17.9	17.9	17.9	15°	196.1	192.2
20.4	20.4	20.4	20.4	20.4	20.4	20.4	20.4	20.4	20.4	17.5°	189.9	185.4
22.8	22.8	22.8	22.8	22.8	22.8	22.8	22.8	22.8	22.8	20°	179.5	173.6
25.2	25.2	25.2	25.2	25.2	25.2	25.2	25.2	25.2	25.2	22.5°	166.2	160.6
27.6	27.6	27.6	27.6	27.6	27.6	27.6	27.6	27.6	27.6	25°	153.2	146.7
29.9	29.9	29.9	29.9	29.9	29.9	29.9	29.9	29.9	29.9	27.5°	138.7	133.1
32.1	32.1	32.1	32.1	32.1	32.1	32.1	32.1	32.1	32.1	30°	123.9	118.9
34.0	34.0	34.0	34.0	34.0	34.0	34.0	34.0	34.0	34.0	32.5°	109.7	105.0
35.6	35.6	35.6	35.6	35.6	35.6	35.6	35.6	35.6	35.6	35°	95.5	90.8
37.3	37.3	37.3	37.3	37.3	37.3	37.3	37.3	37.3	37.3	37.5°	81.9	77.5
38.8	38.8	38.8	38.8	38.8	38.8	38.8	38.8	38.8	38.8	40°	69.2	66.0
40.0	40.0	40.0	40.0	40.0	40.0	40.0	40.0	40.0	40.0	42.5°	60.0	57.1
41.1	41.1	41.1	41.1	41.1	41.1	41.1	41.1	41.1	41.1	45°	52.6	50.3
42.2	42.2	42.2	42.2	42.2	42.2	42.2	42.2	42.2	42.2	47.5°	47.3	45.6
43.2	43.2	43.2	43.2	43.2	43.2	43.2	43.2	43.2	43.2	50°	43.5	42.0
44.0	44.0	44.0	44.0	44.0	44.0	44.0	44.0	44.0	44.0	52.5°	41.1	39.9
44.4	44.4	44.4	44.4	44.4	44.4	44.4	44.4	44.4	44.4	55°	39.3	38.4
44.5	44.5	44.5	44.5	44.5	44.5	44.5	44.5	44.5	44.5	57.5°	38.1	37.0
44.9	44.9	44.9	44.9	44.9	44.9	44.9	44.9	44.9	44.9	60°	36.7	35.8
45.5	45.5	45.5	45.5	45.5	45.5	45.5	45.5	45.5	45.5	62.5°	35.2	34.0
45.7	45.7	45.7	45.7	45.7	45.7	45.7	45.7	45.7	45.7	65°	32.5	31.0
45.6	45.6	45.6	45.6	45.6	45.6	45.6	45.6	45.6	45.6	67.5°	28.7	27.5
										70°	24.2	24.0
										72.5°	20.4	20.1
										75°	17.2	17.2
										77.5°	14.2	13.9
										80°	10.9	10.4
										82.5°	6.2	5.9
										85°	0.9	0.6
										87.5°	0.0	0.0
										90°	0.0	0.0
										92.5°	0.0	0.0
										95°	0.2	0.2
										97.5°	0.5	0.5
										100°	1.6	1.6
										102.5°	2.8	2.8
										105°	3.8	3.8
										107.5°	4.8	4.8
										110°	5.8	5.8



REPORT NUMBER: P173297

CATALOG NUMBER: ENC-EXX-LED-E1-SLI

LED-E1-SLL-7030-ULG-CWB

**tinued):**

**CANDELA DISTRIBUTION (continued):**

230°	235°	240°	245°	250°	255°	260°	265°	270°		220°	225°	230°
191.9	191.9	191.9	191.9	191.9	191.9	191.9	191.9	191.9	112.5°	6.9	6.9	6.9
188.4	188.7	189.9	190.4	190.7	190.7	191.0	191.6	191.9	115°	8.1	8.1	8.1
186.6	187.2	187.8	188.7	188.9	188.9	189.2	190.1	191.0	117.5°	9.6	9.6	9.6
186.9	186.6	186.9	187.5	187.5	187.5	187.8	188.7	189.6	120°	11.3	11.3	11.3
189.2	187.5	186.3	186.0	185.7	185.7	186.3	187.5	188.4	122.5°	13.2	13.2	13.2
191.3	188.9	186.6	185.1	183.9	183.3	183.6	184.8	186.6	125°	15.5	15.5	15.5
189.6	186.0	183.3	181.3	179.5	178.9	179.2	180.1	182.1	127.5°	17.9	17.9	17.9
181.9	178.0	175.1	173.6	172.7	172.4	173.0	174.8	176.5	130°	20.4	20.4	20.4
170.9	168.8	166.2	165.3	163.5	163.5	163.2	163.2	164.1	132.5°	22.8	22.8	22.8
158.8	157.6	155.0	152.9	150.8	150.5	148.4	148.7	148.4	135°	25.2	25.2	25.2
144.9	143.4	140.2	137.2	134.8	133.4	131.0	130.7	129.8	137.5°	27.6	27.6	27.6
131.0	128.6	124.8	121.8	118.9	116.8	114.7	112.7	112.1	140°	29.9	29.9	29.9
116.8	114.7	110.3	107.7	103.5	100.5	98.8	95.8	94.3	142.5°	32.1	32.1	32.1
102.9	100.5	95.5	90.5	87.5	84.0	81.3	77.5	75.7	145°	34.0	34.0	34.0
87.5	86.1	81.0	75.7	73.0	68.3	65.0	61.8	61.2	147.5°	35.6	35.6	35.6
75.1	71.8	68.0	63.9	59.4	56.8	55.3	54.7	54.4	150°	37.3	37.3	37.3
63.6	61.5	58.0	55.0	52.9	52.4	52.4	52.4	52.6	152.5°	38.8	38.8	38.8
55.9	53.2	51.4	50.6	50.6	50.9	51.2	51.7	52.4	155°	40.0	40.0	40.0
49.4	48.5	48.5	48.2	48.8	49.4	50.3	51.2	51.7	157.5°	41.1	41.1	41.1
44.9	45.2	45.8	46.1	47.3	48.2	49.1	49.7	50.3	160°	42.2	42.2	42.2
41.4	41.7	42.3	43.2	44.1	45.2	46.1	46.7	47.0	162.5°	43.2	43.2	43.2
39.3	39.3	40.2	41.1	42.3	43.2	44.1	44.4	44.9	165°	44.0	44.0	44.0
37.6	37.8	38.7	39.3	39.9	40.5	41.1	41.4	42.6	167.5°	44.4	44.4	44.4
36.4	36.7	37.0	36.4	37.0	37.6	38.1	38.7	39.3	170°	44.5	44.5	44.5
34.9	34.3	33.7	33.7	34.0	34.6	35.8	36.7	37.6	172.5°	44.9	44.9	44.9
33.1	32.2	31.3	31.0	31.3	31.9	33.1	34.3	34.9	175°	45.5	45.5	45.5
30.2	29.9	29.6	29.3	29.6	30.2	31.3	32.2	33.1	177.5°	45.7	45.7	45.7
27.2	26.9	26.6	26.9	27.2	27.8	29.0	29.9	30.8	180°	45.6	45.6	45.6
23.7	23.7	23.7	24.0	24.2	25.4	26.3	27.5	27.8				
19.8	20.4	20.4	20.4	21.0	22.5	23.7	24.8	25.4				
16.9	16.5	17.2	17.2	17.7	18.9	19.8	20.7	21.0				
13.6	13.6	13.9	13.9	13.9	14.5	15.1	15.1	15.1				
10.1	9.7	9.5	8.9	8.9	9.2	9.2	9.2	9.7				
4.7	3.9	3.9	3.6	3.2	3.2	3.2	3.9	4.1				
0.3	0.3	0.3	0.3	0.3	0.3	0.3	0.6	0.6				
0.0	0.3	0.3	0.3	0.6	0.6	0.6	0.9	0.9				
0.0	0.0	0.0	0.0	0.0	0.0	0.0	0.0	0.0				
0.0	0.0	0.0	0.0	0.0	0.0	0.0	0.0	0.0				
0.2	0.2	0.2	0.2	0.2	0.2	0.2	0.2	0.2				
0.5	0.5	0.5	0.5	0.5	0.5	0.5	0.5	0.5				
1.6	1.6	1.6	1.6	1.6	1.6	1.6	1.6	1.6				
2.8	2.8	2.8	2.8	2.8	2.8	2.8	2.8	2.8				
3.8	3.8	3.8	3.8	3.8	3.8	3.8	3.8	3.8				
4.8	4.8	4.8	4.8	4.8	4.8	4.8	4.8	4.8				
5.8	5.8	5.8	5.8	5.8	5.8	5.8	5.8	5.8				



REPORT NUMBER: P173297

CATALOG NUMBER: ENC-EXX-LED-E1-SLL-7030-ULC

\_-7030-ULG-CWB

**CANDELA DISTRIBUTION (continued):**

235°	240°	245°	250°	255°	260°	265°	270°		275°	280°	285°	290°
6.9	6.9	6.9	6.9	6.9	6.9	6.9	6.9	0°	191.9	191.9	191.9	191.9
8.1	8.1	8.1	8.1	8.1	8.1	8.1	8.1	2.5°	191.6	192.2	192.2	192.8
9.6	9.6	9.6	9.6	9.6	9.6	9.6	9.6	5°	191.0	191.6	191.9	192.8
11.3	11.3	11.3	11.3	11.3	11.3	11.3	11.3	7.5°	190.1	191.3	191.9	193.1
13.2	13.2	13.2	13.2	13.2	13.2	13.2	13.2	10°	189.2	191.0	192.2	194.3
15.5	15.5	15.5	15.5	15.5	15.5	15.5	15.5	12.5°	188.4	190.1	192.2	194.3
17.9	17.9	17.9	17.9	17.9	17.9	17.9	17.9	15°	183.9	185.7	188.7	191.6
20.4	20.4	20.4	20.4	20.4	20.4	20.4	20.4	17.5°	177.4	179.2	181.6	184.2
22.8	22.8	22.8	22.8	22.8	22.8	22.8	22.8	20°	165.0	165.6	168.0	170.9
25.2	25.2	25.2	25.2	25.2	25.2	25.2	25.2	22.5°	147.6	147.2	148.4	151.7
27.6	27.6	27.6	27.6	27.6	27.6	27.6	27.6	25°	127.8	128.9	128.0	131.9
29.9	29.9	29.9	29.9	29.9	29.9	29.9	29.9	27.5°	109.4	110.3	111.5	113.3
32.1	32.1	32.1	32.1	32.1	32.1	32.1	32.1	30°	92.0	91.7	92.6	94.0
34.0	34.0	34.0	34.0	34.0	34.0	34.0	34.0	32.5°	73.9	73.6	73.9	75.4
35.6	35.6	35.6	35.6	35.6	35.6	35.6	35.6	35°	60.6	59.7	60.6	62.7
37.3	37.3	37.3	37.3	37.3	37.3	37.3	37.3	37.5°	54.7	54.7	55.6	57.1
38.8	38.8	38.8	38.8	38.8	38.8	38.8	38.8	40°	52.9	53.2	53.8	55.0
40.0	40.0	40.0	40.0	40.0	40.0	40.0	40.0	42.5°	52.6	52.6	52.6	53.2
41.1	41.1	41.1	41.1	41.1	41.1	41.1	41.1	45°	52.0	51.7	51.7	51.7
42.2	42.2	42.2	42.2	42.2	42.2	42.2	42.2	47.5°	50.6	50.3	50.3	50.3
43.2	43.2	43.2	43.2	43.2	43.2	43.2	43.2	50°	47.3	47.6	47.6	47.9
44.0	44.0	44.0	44.0	44.0	44.0	44.0	44.0	52.5°	45.2	45.8	46.1	46.7
44.4	44.4	44.4	44.4	44.4	44.4	44.4	44.4	55°	43.2	44.4	45.2	45.8
44.5	44.5	44.5	44.5	44.5	44.5	44.5	44.5	57.5°	39.9	41.1	42.0	43.5
44.9	44.9	44.9	44.9	44.9	44.9	44.9	44.9	60°	38.1	38.7	39.0	39.9
45.5	45.5	45.5	45.5	45.5	45.5	45.5	45.5	62.5°	35.8	36.4	37.0	37.3
45.7	45.7	45.7	45.7	45.7	45.7	45.7	45.7	65°	33.7	34.3	35.2	35.5
45.6	45.6	45.6	45.6	45.6	45.6	45.6	45.6	67.5°	31.3	32.2	32.8	33.1
								70°	28.7	29.9	30.2	30.8
								72.5°	26.0	26.6	26.9	27.5
								75°	21.9	22.8	23.4	23.7
								77.5°	16.3	17.2	18.0	18.9
								80°	10.4	11.2	11.8	12.4
								82.5°	4.7	5.6	5.9	6.5
								85°	0.9	0.9	0.9	1.2
								87.5°	0.9	1.2	1.2	1.2
								90°	0.0	0.0	0.0	0.0
								92.5°	0.0	0.0	0.0	0.0
								95°	0.2	0.2	0.2	0.2
								97.5°	0.5	0.5	0.5	0.5
								100°	1.6	1.6	1.6	1.6
								102.5°	2.8	2.8	2.8	2.8
								105°	3.8	3.8	3.8	3.8
								107.5°	4.8	4.8	4.8	4.8
								110°	5.8	5.8	5.8	5.8





REPORT NUMBER: P173297

CATALOG NUMBER: ENC-EXX-LED-E1-SLL-7030-ULG-CWB

G-CWB

**CANDELA DISTRIBUTION (continued):**

295°	300°	305°	310°	315°	320°	325°		275°	280°	285°	290°	295°
191.9	191.9	191.9	191.9	191.9	191.9	191.9	112.5°	6.9	6.9	6.9	6.9	6.9
192.8	193.1	193.7	193.7	194.3	194.3	194.9	115°	8.1	8.1	8.1	8.1	8.1
193.4	194.0	194.9	195.2	196.4	196.9	197.5	117.5°	9.6	9.6	9.6	9.6	9.6
194.3	195.2	196.4	197.2	198.7	199.6	200.5	120°	11.3	11.3	11.3	11.3	11.3
195.7	197.2	199.3	200.2	201.4	203.5	204.9	122.5°	13.2	13.2	13.2	13.2	13.2
197.8	199.9	202.5	204.9	206.4	209.4	211.7	125°	15.5	15.5	15.5	15.5	15.5
194.9	199.3	202.5	207.0	210.8	215.9	220.0	127.5°	17.9	17.9	17.9	17.9	17.9
187.8	191.9	197.5	203.2	209.1	217.6	225.9	130°	20.4	20.4	20.4	20.4	20.4
174.8	179.5	186.0	193.1	201.7	212.9	224.7	132.5°	22.8	22.8	22.8	22.8	22.8
155.8	160.0	167.1	175.1	184.8	198.7	215.9	135°	25.2	25.2	25.2	25.2	25.2
135.7	141.4	148.2	156.7	167.7	184.2	202.5	137.5°	27.6	27.6	27.6	27.6	27.6
116.5	122.4	129.8	139.3	152.0	169.7	190.7	140°	29.9	29.9	29.9	29.9	29.9
96.7	103.5	110.3	122.1	134.8	153.5	176.8	142.5°	32.1	32.1	32.1	32.1	32.1
79.0	84.0	92.3	102.9	117.7	136.0	160.9	145°	34.0	34.0	34.0	34.0	34.0
64.8	68.9	76.9	87.2	100.5	118.6	140.2	147.5°	35.6	35.6	35.6	35.6	35.6
59.2	62.4	68.0	75.4	87.2	104.7	123.0	150°	37.3	37.3	37.3	37.3	37.3
57.1	60.0	64.2	70.7	79.8	93.1	108.8	152.5°	38.8	38.8	38.8	38.8	38.8
55.0	58.0	62.7	68.6	76.3	85.8	99.1	155°	40.0	40.0	40.0	40.0	40.0
53.2	56.5	61.5	68.0	75.1	83.4	93.7	157.5°	41.1	41.1	41.1	41.1	41.1
51.4	54.4	59.4	66.8	74.5	83.4	93.7	160°	42.2	42.2	42.2	42.2	42.2
48.8	51.7	57.1	64.8	73.3	83.1	94.9	162.5°	43.2	43.2	43.2	43.2	43.2
47.3	50.0	55.6	64.2	73.3	84.0	96.7	165°	44.0	44.0	44.0	44.0	44.0
46.4	48.8	55.3	65.0	75.7	88.1	102.0	167.5°	44.4	44.4	44.4	44.4	44.4
44.9	47.6	54.4	65.4	78.7	94.0	111.5	170°	44.5	44.5	44.5	44.5	44.5
40.8	44.1	51.4	63.3	77.8	96.7	119.8	172.5°	44.9	44.9	44.9	44.9	44.9
37.6	39.6	45.8	58.2	73.3	93.7	121.2	175°	45.5	45.5	45.5	45.5	45.5
36.1	37.3	41.4	51.4	66.2	88.1	116.8	177.5°	45.7	45.7	45.7	45.7	45.7
34.0	34.6	37.6	45.6	56.8	78.1	105.9	180°	45.6	45.6	45.6	45.6	45.6
31.3	31.6	34.0	39.0	47.3	62.1	88.4						
28.1	28.7	30.2	33.7	39.0	47.6	64.2						
24.2	24.5	25.1	27.5	30.8	36.7	45.6						
19.5	19.5	20.1	21.3	23.1	27.2	32.5						
12.7	13.6	14.2	16.3	16.9	19.8	23.1						
7.4	8.0	8.3	8.9	10.4	11.8	14.2						
1.2	1.8	1.8	2.4	2.9	3.2	3.9						
1.5	1.5	1.5	1.5	1.8	1.8	1.8						
0.0	0.0	0.0	0.0	0.0	0.0	0.0						
0.0	0.0	0.0	0.0	0.0	0.0	0.0						
0.2	0.2	0.2	0.2	0.2	0.2	0.2						
0.5	0.5	0.5	0.5	0.5	0.5	0.5						
1.6	1.6	1.6	1.6	1.6	1.6	1.6						
2.8	2.8	2.8	2.8	2.8	2.8	2.8						
3.8	3.8	3.8	3.8	3.8	3.8	3.8						
4.8	4.8	4.8	4.8	4.8	4.8	4.8						
5.8	5.8	5.8	5.8	5.8	5.8	5.8						



REPORT NUMBER: P173297

CATALOG NUMBER: ENC-EXX-LED-E1-SLL-7030-ULG-CWB

**CANDELA DISTRIBUTION (continued):**

300°	305°	310°	315°	320°	325°		330°	335°	340°	345°	350°	355°
6.9	6.9	6.9	6.9	6.9	6.9	0°	191.9	191.9	191.9	191.9	191.9	191.9
8.1	8.1	8.1	8.1	8.1	8.1	2.5°	195.2	194.9	195.5	196.1	195.7	197.5
9.6	9.6	9.6	9.6	9.6	9.6	5°	198.4	198.1	199.0	199.6	199.9	201.1
11.3	11.3	11.3	11.3	11.3	11.3	7.5°	201.7	202.0	203.5	203.7	204.6	206.1
13.2	13.2	13.2	13.2	13.2	13.2	10°	205.5	207.0	208.8	209.4	210.8	212.6
15.5	15.5	15.5	15.5	15.5	15.5	12.5°	213.2	215.3	217.6	219.4	222.4	225.9
17.9	17.9	17.9	17.9	17.9	17.9	15°	223.8	228.9	232.7	236.3	240.7	244.9
20.4	20.4	20.4	20.4	20.4	20.4	17.5°	233.3	243.1	251.3	258.8	265.8	272.3
22.8	22.8	22.8	22.8	22.8	22.8	20°	237.7	253.1	266.1	279.7	293.3	302.5
25.2	25.2	25.2	25.2	25.2	25.2	22.5°	233.6	255.2	275.3	297.2	317.9	336.5
27.6	27.6	27.6	27.6	27.6	27.6	25°	224.7	251.3	281.2	312.6	343.9	372.3
29.9	29.9	29.9	29.9	29.9	29.9	27.5°	216.5	249.0	283.6	319.4	356.6	390.6
32.1	32.1	32.1	32.1	32.1	32.1	30°	205.5	241.0	278.9	315.8	356.3	396.3
34.0	34.0	34.0	34.0	34.0	34.0	32.5°	189.2	225.3	265.3	305.5	350.4	394.8
35.6	35.6	35.6	35.6	35.6	35.6	35°	170.0	206.1	246.9	289.2	339.2	389.2
37.3	37.3	37.3	37.3	37.3	37.3	37.5°	149.0	184.5	227.1	272.3	324.1	380.0
38.8	38.8	38.8	38.8	38.8	38.8	40°	131.3	162.9	207.0	256.1	310.5	368.4
40.0	40.0	40.0	40.0	40.0	40.0	42.5°	117.1	145.8	187.5	237.2	295.4	355.1
41.1	41.1	41.1	41.1	41.1	41.1	45°	108.8	132.8	170.9	220.3	279.7	341.2
42.2	42.2	42.2	42.2	42.2	42.2	47.5°	107.0	126.3	159.7	207.6	264.6	326.4
43.2	43.2	43.2	43.2	43.2	43.2	50°	108.8	126.6	154.7	199.6	253.1	313.1
44.0	44.0	44.0	44.0	44.0	44.0	52.5°	112.4	129.5	155.2	196.7	248.4	305.2
44.4	44.4	44.4	44.4	44.4	44.4	55°	118.0	137.5	161.5	199.3	247.8	301.9
44.5	44.5	44.5	44.5	44.5	44.5	57.5°	129.2	151.4	175.6	210.3	254.9	305.5
44.9	44.9	44.9	44.9	44.9	44.9	60°	143.4	170.0	199.3	236.0	272.1	317.3
45.5	45.5	45.5	45.5	45.5	45.5	62.5°	152.0	188.4	228.6	271.2	308.1	345.1
45.7	45.7	45.7	45.7	45.7	45.7	65°	151.1	196.1	252.8	313.5	359.6	395.1
45.6	45.6	45.6	45.6	45.6	45.6	67.5°	141.4	190.4	246.9	315.8	385.3	435.3
						70°	118.0	163.8	229.8	312.9	398.3	462.5
						72.5°	94.0	134.6	197.5	275.9	360.2	425.8
						75°	62.7	94.9	145.8	211.7	272.9	330.0
						77.5°	42.6	60.0	91.1	139.0	189.6	236.3
						80°	28.4	37.6	52.0	76.6	106.2	136.0
						82.5°	16.5	20.7	26.6	37.8	56.2	79.3
						85°	4.4	5.6	7.4	9.7	17.5	30.8
						87.5°	1.8	1.5	1.5	1.5	1.5	1.5
						90°	0.0	0.0	0.0	0.0	0.0	0.0
						92.5°	0.0	0.0	0.0	0.0	0.0	0.0
						95°	0.2	0.2	0.2	0.2	0.2	0.2
						97.5°	0.5	0.5	0.5	0.5	0.5	0.5
						100°	1.6	1.6	1.6	1.6	1.6	1.6
						102.5°	2.8	2.8	2.8	2.8	2.8	2.8
						105°	3.8	3.8	3.8	3.8	3.8	3.8
						107.5°	4.8	4.8	4.8	4.8	4.8	4.8
						110°	5.8	5.8	5.8	5.8	5.8	5.8



REPORT NUMBER: P173297

CATALOG NUMBER: ENC-EXX-LED-E1-SLL-7030-ULG-CWB

**CANDELA DISTRIBUTION (continued):**

360°		330°	335°	340°	345°	350°	355°	360°
191.9	112.5°	6.9	6.9	6.9	6.9	6.9	6.9	6.9
196.1	115°	8.1	8.1	8.1	8.1	8.1	8.1	8.1
200.8	117.5°	9.6	9.6	9.6	9.6	9.6	9.6	9.6
206.4	120°	11.3	11.3	11.3	11.3	11.3	11.3	11.3
215.0	122.5°	13.2	13.2	13.2	13.2	13.2	13.2	13.2
227.4	125°	15.5	15.5	15.5	15.5	15.5	15.5	15.5
249.6	127.5°	17.9	17.9	17.9	17.9	17.9	17.9	17.9
278.3	130°	20.4	20.4	20.4	20.4	20.4	20.4	20.4
313.5	132.5°	22.8	22.8	22.8	22.8	22.8	22.8	22.8
353.1	135°	25.2	25.2	25.2	25.2	25.2	25.2	25.2
398.3	137.5°	27.6	27.6	27.6	27.6	27.6	27.6	27.6
426.1	140°	29.9	29.9	29.9	29.9	29.9	29.9	29.9
432.0	142.5°	32.1	32.1	32.1	32.1	32.1	32.1	32.1
436.2	145°	34.0	34.0	34.0	34.0	34.0	34.0	34.0
437.3	147.5°	35.6	35.6	35.6	35.6	35.6	35.6	35.6
435.6	150°	37.3	37.3	37.3	37.3	37.3	37.3	37.3
428.5	152.5°	38.8	38.8	38.8	38.8	38.8	38.8	38.8
419.3	155°	40.0	40.0	40.0	40.0	40.0	40.0	40.0
407.8	157.5°	41.1	41.1	41.1	41.1	41.1	41.1	41.1
393.6	160°	42.2	42.2	42.2	42.2	42.2	42.2	42.2
380.3	162.5°	43.2	43.2	43.2	43.2	43.2	43.2	43.2
369.9	165°	44.0	44.0	44.0	44.0	44.0	44.0	44.0
363.4	167.5°	44.4	44.4	44.4	44.4	44.4	44.4	44.4
364.3	170°	44.5	44.5	44.5	44.5	44.5	44.5	44.5
373.5	172.5°	44.9	44.9	44.9	44.9	44.9	44.9	44.9
396.5	175°	45.5	45.5	45.5	45.5	45.5	45.5	45.5
440.3	177.5°	45.7	45.7	45.7	45.7	45.7	45.7	45.7
483.2	180°	45.6	45.6	45.6	45.6	45.6	45.6	45.6
524.6								
497.4								
379.7								
273.2								
158.5								
99.1								
42.9								
1.5								
0.0								
0.0								
0.2								
0.5								
1.6								
2.8								
3.8								
4.8								
5.8								

(END OF F

Cooper Lighting Solutions Photometric Lab  
1121 Highway 74 South  
Peachtree City, GA 30269

Scaled Data Report



(REPORT)